

Monocrystalline Solar Panels

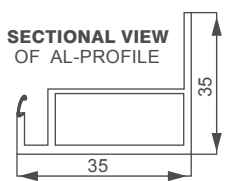


390W to 400W

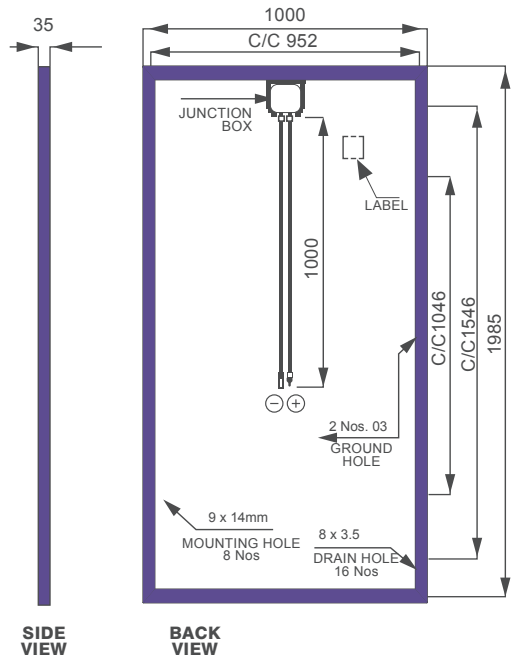
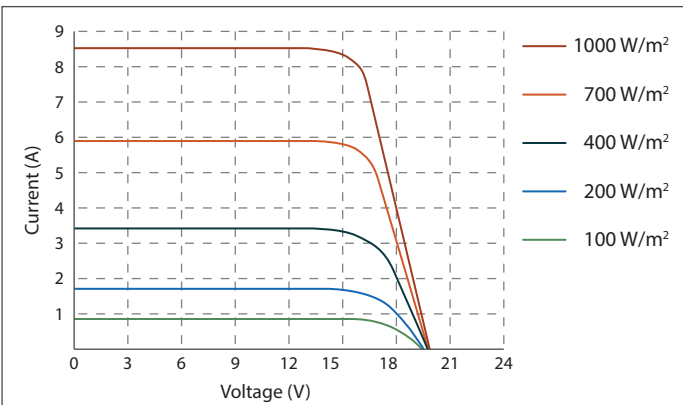
- Higher power output
- Anti-PID Resistance
- Higher lifetime power yield
- Low temperature coefficient
- Special customized solutions
- Extreme weather conditions
- Easily mounted with a number of assembly options



Dimensions:
(In mm)



IV Curves



Monocrystalline Module (72 Cell)(PERC)



Technical Data

PERFORMANCE UNDER STANDARD TEST CONDITION (STC) (Irradiance of 1000 W/m², AM 1.5 and cell temperature of 25 °C)

Capacity Rating - Pmax (Wp)	390 W	395 W	400W
Maximum Operating Voltage (Vmp)	40.14	40.34	40.53
Maximum Operating Current (Imp)	9.72	9.80	9.88
Open Circuit Voltage (Voc)	49.15	49.37	49.59
Short Circuit Current (Isc)	10.07	10.14	10.22
Module efficiency (%)	19.65	19.90	20.15
Power Tolerance (%)	0-2	0-2	0-2

Technical Data

PERFORMANCE UNDER NORMAL OPERATING TEST CONDITION (NOTC)
(Irradiance of 800 W/m², cell temperature of 20 °C, Wind speed 1 m/sec)

Capacity Rating - Pmax (Wp)	289.55	293.20	296.86
Maximum Operating Voltage (Vmp)	37.24	37.44	37.63
Maximum Operating Current (Imp)	7.78	7.84	7.90
Open Circuit Voltage (Voc)	45.79	46.02	46.26
Short Circuit Current (Isc)	8.11	8.16	8.21

Mechanical Specification

Dimensions (LxWxT in mm)	1985x1000x35
Weight (kg)	22
No of cell	72 (12x6) PERC, 5BB
Frame	Silver Anodized Aluminum Alloy (Screwless)
Front glass(AR Coated Tempered Glass)	3.2mm
Encapsulate	PID free Ethylene Vinyl Acetate Sheet
Back Sheet	UV protected reflective backsheet
Junction Box with 3- Bypass diode	4 terminal junction Box (IP68)
Cable (4 mm ²)	Solar cable 400 to 1200 mm length
Application class	Class A
Electrical safety class	class II
Load Test	Front- 5400 Pa, Back- 2400 Pa
Fire Sfety	Class C (Type 1)
Maximum Series Fuse Rating	20 A (Upto 72 cells)

Permissible Operating Conditions

Operating Temperature Range	From - 40 °C to + 85 °C
Maximum System Voltage	1000 V/1500 V
Maximum Series Fuse Rating	20A
Hail resistance	Max dia of 25 mm with velocity 23 m/s

Temperature Coefficients

Current Temperature Coefficients	0.021 %/°C
Voltage Temperature Coefficients	- 0.291 %/°C
Power Temperature Coefficients	- 0.397 %/°C

Permissible Operating Conditions

Product Warranty	10 Years
Performance Guarantee	27 year Liner power warranty 90% for 10 years and 80% for 25 years
Product Certificates	IEC61215, IEC61730, IEC 61701, IEC62716, IEC 62804, CE, BIS

Packaging Information

Container	20'GP	40'HC
Pallets/Container	10	24
Modules/Container	300	720

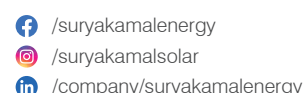
The contents of this brochure is for knowledge purpose only and Suryakamal reserves the rights to change technical parameters at anytime without any notification.

Suryakamal Energy Private Limited

Manufacturing Address: Shade No-4,
Radhika Enterprise, Survey No-1303,
Undrel, Ta-Daskroi, Ahmedabad,
Gujarat, India - 382433.

Head Office: Elite-1007,
Nr. Sola Bridge, S.G. Highway,
Sola, Ahmedabad,
Gujarat, India - 380060.

Follow us on



info@suryakamalenrg.com | www.suryakamalenrg.com